

Background: ABC

The posterior for θ given observed data x_{obs} :

$$\pi(\theta | x_{\text{obs}}) = \frac{f(x_{\text{obs}} | \theta)\pi(\theta)}{\int f(x_{\text{obs}} | \theta)\pi(\theta)d\theta} = \frac{f(x_{\text{obs}} | \theta)\pi(\theta)}{f(x_{\text{obs}})}$$

Approximate Bayesian Computation

“Likelihood-free” approach to approximating $\pi(\theta | x_{\text{obs}})$

→ $f(x_{\text{obs}} | \theta)$ not specified

Proceeds via simulation of the forward process

Why would we not know $f(x_{\text{obs}} | \theta)$?

1. Physical model too complex
2. Strong dependency in data
3. Observational limitations

Basic ABC algorithm

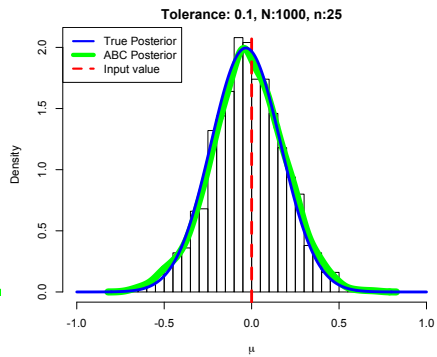
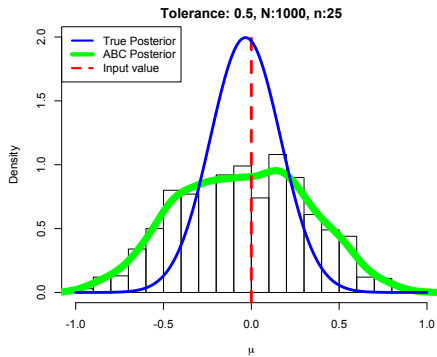
For the observed data x_{obs} and prior $\pi(\theta)$:

1. Sample θ_{prop} from prior $\pi(\theta)$
2. Generate x_{prop} from forward process $f(x | \theta_{\text{prop}})$
3. Accept θ_{prop} if $x_{\text{obs}} = x_{\text{prop}}$
4. Return to step 1

*Introduced in Pritchard et al. (1999) (population genetics)

Gaussian illustration

- ▶ Data x_{obs} consists of 25 iid draws from $\text{Normal}(\mu, 1)$
- ▶ Summary statistics $S(x) = \bar{x}$
- ▶ Distance function $\Delta(S(x_{\text{prop}}), S(x_{\text{obs}})) = |\bar{x}_{\text{prop}} - \bar{x}_{\text{obs}}|$
- ▶ Tolerance $\epsilon = 0.50$ and 0.10
- ▶ Prior $\pi(\mu) = \text{Normal}(0, 10)$



For observations x_{obs} , distance function Δ , and (small) tolerance ϵ

Algorithm 1 Basic ABC Algorithm

```
1: for  $i = 1$  to  $N$  do
2:   while  $\Delta(S(x_{\text{prop}}), S(x_{\text{obs}})) > \epsilon$  do
3:     Propose  $\theta_{\text{prop}}$  by drawing  $\theta_{\text{prop}}$  from prior  $\pi(\theta)$ 
4:     Generate  $x_{\text{prop}}$  from forward process  $F(x | \theta_{\text{prop}})$ 
5:     Calculate summary statistics  $\{S(x_{\text{prop}}), S(x_{\text{obs}})\}$ 
6:   end while
7:    $\theta^{(i)} \leftarrow \theta_{\text{prop}}$ 
8: end for
```

- ▶ ABC posterior based on $\{\theta^{(1)}, \theta^{(2)}, \dots, \theta^{(N)}\} = \{\theta^{(i)}\}_{i=1}^N$
- ▶ $\{\theta^{(i)}\}_{i=1}^N$ are often referred to as *particles*

Introduced in Pritchard et al. (1999), Rubin (1984) (conceptually)

How to pick a tolerance, ϵ ?

Sequential ABC

Main idea

Instead of starting the ABC algorithm over with a smaller tolerance (ϵ), use the already sampled particle system as a proposal distribution *rather* than drawing from the prior distribution.

Particle system:

- (1) retained sampled values,
- (2) importance weights

[Beaumont et al. \(2009\)](#); [Moral et al. \(2011\)](#); [Bonassi and West \(2004\)](#)

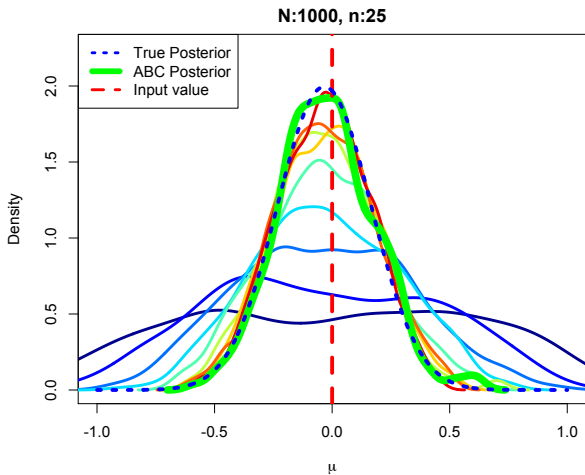
Algorithm 2 ABC - Population Monte Carlo algorithm*

- 1: At iteration $t = 1$
 - 2: **Algorithm 1:** Basic ABC sampler to obtain $\{\theta_1^{(i)}\}_{i=1}^N$
 - 3: Set importance weights $W_1^{(i)} = 1/N$ for $i = 1, \dots, N$
 - 4: **for** $t = 2$ to T **do**
 - 5: Set $\tau_t^2 = 2 \cdot \text{var}(\{\theta_{t-1}^{(i)}, W_{t-1}^{(i)}\}_{i=1}^N)$
 - 6: **for** $i = 1$ to N **do**
 - 7: **while** $\rho(S(y_{1:n}), S(x_{1:n})) > \epsilon_t$ **do**
 - 8: Draw θ_0 from $\{\theta_{t-1}^{(i)}\}_{i=1}^N$ with probabilities $\{W_{t-1}^{(i)}\}_{i=1}^N$
 - 9: Propose $\theta^* \sim N(\theta_0, \tau_t^2)$
 - 10: Generate $x_{1:n}$ from $F(x | \theta^*)$
 - 11: Calculate summary statistics $\{S_y, S_x\}$
 - 12: **end while**
 - 13: $\theta_t^{(i)} \leftarrow \theta^*$
 - 14:
$$\widetilde{W}_t^{(i)} \leftarrow \frac{\pi(\theta_t^{(i)})}{\sum_{j=1}^N W_{t-1}^{(j)} \phi[\tau_t^{-1}(\theta_t^{(i)} - \theta_{t-1}^{(j)})]}$$
 - 15: **end for**
 - 16: $\{W_t^{(i)}\}_{i=1}^N \leftarrow \{\widetilde{W}_t^{(i)}\}_{i=1}^N / \sum_{i=1}^N \widetilde{W}_t^{(i)}$
 - 17: **end for**
-

Decreasing tolerances $\epsilon_1 \geq \dots \geq \epsilon_T$, $\phi(\cdot)$ is the density function of a $N(0, 1)$

*From Beaumont et al. (2009)

Gaussian illustration: sequential posteriors



Tolerance sequence, $\epsilon_{1:10}$:

1.00 0.75 0.53 0.38 0.27 0.19 0.15 0.11 0.08 0.06